

CERTIFICATE OF ANALYSIS

PRODUCT NAME: Organic Full Spectrum CBD Gummies (Raspberry Lemonade)
PRODUCT STRENGTH: 25mg CBD + 1mg THC / gummy
BATCH: 230613E, 240103A
BEST BY DATE: 5/1/2025
HEMP EXTRACT LOT: 2-10A-878-06059

Physical Attributes


Test	Method	Specification	Results
Color	Internal	Pink	PASS
Odor	Internal	Sweet Raspberry and Lemon	PASS
Appearance	Internal	Sugar Coated	PASS
Primary Package Eval.	Internal	Container clean and free of filth. Container caps tight and seals intact	PASS
Secondary Package Eval.	Internal	Labeling Compliance Checked, Sufficient cushion material exists. Box taped and secure.	PASS

Review of Third-Party Analysis

Panel	Method	Specification	Results*	Pass/Fail
Potency - Total CBD	HPLC-UV DAD	*NLT 25 mg / gummy	27mg	PASS
Potency - D9-THC	HPLC-UV DAD	LOQ: <0.03% (full spectrum)	1.3mg	PASS
Expanded Pesticide Panel	HPLC-QQQ	LOQ: Complies with CDPHE 6 CCR 1010-21 Industrial Hemp Extract	Below LOQ	PASS
Microbial Escherichia coli (STEC)	PCR	Complies with CDPHE 6 CCR 1010-21 - LOQ 1 CFU/25 gram	Absent	PASS
Microbial Salmonella	PCR	Complies with CDPHE 6 CCR 1010-21 - LOQ 1 CFU/25 gram	Absent	PASS
Microbial Yeast and Mold	Culture Plating	Complies with CDPHE 6 CCR 1010-21 - LOQ 10 ² CFU/gram	Below LOQ	PASS
Microbial Total Coliforms*	Culture Plating	Complies with CDPHE 6 CCR 1010-21 - LOQ 10 ² CFU/gram	Below LOQ	PASS
Microbial Total Aerobic Count*	Culture Plating	Complies with CDPHE 6 CCR 1010-21 - LOQ 10 ³ CFU/gram	Below LOQ	PASS
Heavy Metals Panel	ICP-MS	Arsenic (As): ≤1.5 ppm Cadmium (Cd): ≤0.5 ppm Lead (Pb): ≤0.5 ppm Mercury (Hg): ≤1.5 ppm	Below LOQ	PASS
Mycotoxins	ICP-MS	Total Aflatoxins <20 ppb† Aftoxin B1 < 5 ppb Ochratoxin < 5ppb	Below LOQ	PASS
Residual Solvents	GC-HS-MSD	LOQ: Complies with CDPHE 6 CCR 1010-21 Industrial Hemp Extract	Below LOQ	PASS

* *Level of Quantitation, † Parts Per Million ‡ Part Per Billion CFU/g=Colony Forming Units per Gram
 * Nothing Less Than Manufacture*
 10²=100 CFU
 10³=1,000 CFU

Quality Certified



 Name

7/7/2023

Date




Cannabinoid Analysis

Tested by high-performance liquid chromatography with diode-array detection (HPLC-DAD).

Method: OSP 1157 - Analysis of Cannabinoids by HPLC-DAD

TOTAL THC: 1.368 mg/unit

Total THC (Δ^9 -THC+0.877*THCa)

TOTAL CBD: 27.641 mg/unit

Total CBD (CBD+0.877*CBDA)

TOTAL CANNABINOIDS: 31.006 mg/unit

Total Cannabinoids (Total THC) + (Total CBD) + (Total CBG) + (Total THCV) + (Total CBC) + (Total CBDV) + Δ^8 -THC + CBL + CBN

TOTAL CBG: 0.376 mg/unit

Total CBG (CBG+0.877*CBGa)

TOTAL THCV: ND

Total THCV (THCV+0.877*THCVa)

TOTAL CBC: 1.029 mg/unit

Total CBC (CBC+0.877*CBCa)

TOTAL CBDV: 0.432 mg/unit

Total CBDV (CBDV+0.877*CBDVa)

CANNABINOID TEST RESULTS - 05/08/2023

COMPOUND	LOD/LOQ (mg/g)	MEASUREMENT UNCERTAINTY (mg/g)	RESULT (mg/g)	RESULT (%)
CBD	0.004 / 0.011	±0.2194	5.881	0.5881
Δ^9 -THC	0.002 / 0.014	±0.0160	0.291	0.0291
CBC	0.003 / 0.010	±0.0071	0.219	0.0219
CBDV	0.002 / 0.012	±0.0038	0.092	0.0092
CBG	0.002 / 0.006	±0.0039	0.080	0.0080
CBN	0.001 / 0.007	±0.0010	0.034	0.0034
Δ^8 -THC	0.01 / 0.02	N/A	ND	ND
THCa	0.001 / 0.005	N/A	ND	ND
THCV	0.002 / 0.012	N/A	ND	ND
THCVa	0.002 / 0.019	N/A	ND	ND
CBDA	0.001 / 0.026	N/A	ND	ND
CBDVa	0.001 / 0.018	N/A	ND	ND
CBGa	0.002 / 0.007	N/A	ND	ND
CBL	0.003 / 0.010	N/A	ND	ND
CBCa	0.001 / 0.015	N/A	ND	ND
Total THC		±0.0160	0.291	0.0291
SUM OF CANNABINOIDS			6.597 mg/g	0.6597%

Unit Mass: 4.7 grams per Unit / Serving Size: 4.7 grams per Serving

Δ^9 -THC per Unit	1.368 mg/unit
Δ^9 -THC per Serving	1.368 mg/serving
Total THC per Unit	1.368 mg/unit
Total THC per Serving	1.368 mg/serving
CBD per Unit	27.641 mg/unit
CBD per Serving	27.641 mg/serving
Total CBD per Unit	27.641 mg/unit
Total CBD per Serving	27.641 mg/serving
Sum of Cannabinoids per Unit	31.006 mg/unit
Sum of Cannabinoids per Serving	31.006 mg/serving
Total Cannabinoids per Unit	31.006 mg/unit
Total Cannabinoids per Serving	31.006 mg/serving



Certificate of Analysis
Compliance Test

Organic CBD Gummies- Full Spectrum Raspberry Lemonade	Batch # 000000& 1000000 " Batch Date: 2024-06-10 Extracted From: Hemp	Test Reg State: Florida
Order # 40708-020001fl Order Date: 2024-07-08fl Sample # AAF1149	Sampling Date: 2024-07-09 Lab Batch Date: 2024-07-09 Completion Date: 2024-07-11	Initial Gross Weight: 163.400 g Net Weight: 119.000 g
		Number of Units: 1 Net Weight per Unit: 119000.000 mg

Pesticides
Passed

Pesticides **Passed**
Specimen Weight: 608.200 mg SOP13.007 (LCMS/GCMS)

Dilution Factor: 2.470

Analyte	LOD (ppb)	LOQ (ppb)	Action Level (ppb)	Result (ppb)	Analyte	LOD (ppb)	LOQ (ppb)	Action Level (ppb)	Result (ppb)
Abamectin	2.8800E-1	28.23	300	<LOQ	Fludioxonil	1.7400E+0	48	3000	<LOQ
Acephate	2.3000E-2	30	3000	<LOQ	Hexythiazox	4.9000E-2	30	2000	<LOQ
Acequinocyl	9.5640E+0	48	2000	<LOQ	Imazalil	2.4800E-1	30	100	<LOQ
Acetamiprid	5.2000E-2	30	3000	<LOQ	Imidacloprid	9.4000E-2	30	3000	<LOQ
Aldicarb	2.6000E-2	30	100	<LOQ	Kresoxim Methyl	4.2000E-2	30	1000	<LOQ
Azoxystrobin	8.1000E-2	10	3000	<LOQ	Malathion	8.2000E-2	30	2000	<LOQ
Bifenazate	1.4150E+0	30	3000	<LOQ	Metalaxyl	8.1000E-2	10	3000	<LOQ
Bifenthrin	4.3000E-2	30	500	<LOQ	Methiocarb	3.2000E-2	30	100	<LOQ
Boscalid	5.5000E-2	10	3000	<LOQ	Methomyl	2.2000E-2	30	100	<LOQ
Captan	6.1200E+0	30	3000	<LOQ	methyl-Parathion	1.7100E+0	10	100	<LOQ
Carbaryl	2.2000E-2	10	500	<LOQ	Mevinphos	2.1500E+0	10	100	<LOQ
Carbofuran	3.4000E-2	10	100	<LOQ	Myclobutanil	1.0290E+0	30	3000	<LOQ
Chlorantraniliprole	3.3000E-2	10	3000	<LOQ	Naled	9.5000E-2	30	500	<LOQ
Chlordane	1.0000E+1	10	100	<LOQ	Oxamyl	2.5000E-2	30	500	<LOQ
Chlorfenapyr	3.4000E-2	30	100	<LOQ	Paclbutrazol	6.5000E-2	30	100	<LOQ
Chlormequat Chloride	1.0800E-1	10	3000	<LOQ	Pentachloronitrobenzene	1.3200E+0	10	200	<LOQ
Chlorpyrifos	3.5000E-2	30	100	<LOQ	Permethrin	3.4300E-1	30	1000	<LOQ
Clofentezine	1.1900E-1	30	500	<LOQ	Phosmet	8.2000E-2	30	200	<LOQ
Coumaphos	3.7700E+0	48	100	<LOQ	Piperonylbutoxide	2.9000E-2	30	3000	<LOQ
Cyfluthrin	3.1100E+0	30	1000	<LOQ	Prallethrin	7.9800E-1	30	400	<LOQ
Cypermethrin	1.4490E+0	30	1000	<LOQ	Propiconazole	7.0000E-2	30	1000	<LOQ
Daminozide	8.8500E-1	30	100	<LOQ	Propoxur	4.6000E-2	30	100	<LOQ
Diazinon	4.4000E-2	30	200	<LOQ	Pyrethrins	2.3593E+1	30	1000	<LOQ
Dichlorvos	2.1820E+0	30	100	<LOQ	Pyridaben	3.2000E-2	30	3000	<LOQ
Dimethoate	2.1000E-2	30	100	<LOQ	Spinetoram	8.0000E-2	10	3000	<LOQ
Dimethomorph	5.8300E+0	48	3000	<LOQ	Spinosad	8.8000E-2	30	3000	<LOQ
Ethoprophos	3.6000E-1	30	100	<LOQ	Spiromesifen	2.6100E-1	30	3000	<LOQ
Etofenprox	1.1600E-1	30	100	<LOQ	Spirotetramat	8.9000E-2	30	3000	<LOQ
Etozaxol	9.5000E-2	30	1500	<LOQ	Spiroxamine	1.3100E-1	30	100	<LOQ
Fenhexamid	5.1000E-1	10	3000	<LOQ	Tebuconazole	6.7000E-2	30	1000	<LOQ
Fenoxycarb	1.0700E-1	30	100	<LOQ	Thiacloprid	6.4000E-2	30	100	<LOQ
Fenpyroximate	1.3800E-1	30	2000	<LOQ	Thiamethoxam	5.0000E-2	30	1000	<LOQ
Fipronil	1.0700E-1	30	100	<LOQ	Trifloxystrobin	3.7000E-2	30	3000	<LOQ
Fonicamid	5.1700E-1	30	2000	<LOQ					

Aixia Sun Lab Director/Principal Scientist
D.H.Sc., M.Sc., B.Sc., MT (AAB)



Definitions and Abbreviations used in this report: Total Active CBD = CBD + (CBD-A * 0.877), *Total CBDV = CBDV + (CBDVA * 0.867), Total Active THC = THCA-A * 0.877 + Delta 9 THC, Total THC = THCV + (THCVA * 0.87), CBG Total = (CBGA * 0.878) + CBG, CBN Total = (CBNA * 0.876) + CBN, Total CBC = CBC + (CBCA * 0.877), Total THC-O-Acetate = Delta 8 THC-O-Acetate + Delta 9 THC-O-Acetate, Total THCP = Delta8-THCP + Delta9-THCP, Total Cannabinoids = Total percentage of cannabinoids within the sample. (mg/ml) = Milligrams per Milliliter, LOQ = Limit of Quantitation, LOD = Limit of Detection, Dilution = Dilution Factor, (ppb) = Parts per Billion, (%) = Percent, (cfu/g) = Colony Forming Unit per Gram, (µg/g) = Microgram per Gram, (ppm) = Parts per Million, (µg/g), (aw) = Water Activity, (mg/Kg) = Milligram per Kilogram. ACS uses simple acceptance criteria. Passed - Analyte/microbe is not detected or is at the level below the action limit per FL rule 64ER20-39, 5K4.036, 5K4.034 Sample not received via laboratory sampling. Failed - Analyte/microbe is at the level that equal or above the action limit per FL rule 64ER20-39, 5K4.036, 5K4.034 Sample not received via laboratory sampling.
This report shall not be reproduced, without written approval, from ACS Laboratory. The results of this report relate only to the material or product analyzed. Test results are confidential unless explicitly waived otherwise. ACS Laboratory is accredited to the ISO/IEC 17025:2017 Standard.



Pesticide Analysis

PESTICIDE TEST RESULTS - 05/11/2023 ✔ PASS

Pesticide and plant growth regulator analysis utilizing high-performance liquid chromatography-mass spectrometry (HPLC-MS) or gas chromatography-mass spectrometry (GC-MS).

*GC-MS utilized where indicated.

Method: OSP 1212 - Analysis of Pesticides and Mycotoxins by LC-MS or QSP 1213 - Analysis of Pesticides by GC-MS

COMPOUND	LOD/LOQ (µg/g)	ACTION LIMIT (µg/g)	MEASUREMENT UNCERTAINTY (µg/g)	RESULT (µg/g)	RESULT
Abamectin	0.032 / 0.097	0.25	N/A	ND	PASS
Acephate	0.006 / 0.018	0.05	N/A	ND	PASS
Acequinocyl	0.009 / 0.027	≥ LOQ	N/A	<LOQ	PASS
Acetamiprid	0.016 / 0.049	0.05	N/A	ND	PASS
Aldicarb	0.030 / 0.090	0.5	N/A	ND	PASS
Allethrin	0.030 / 0.092	0.1	N/A	ND	PASS
Atrazine	0.006 / 0.019	≥ LOQ	N/A	ND	PASS
Azadirachtin	0.082 / 0.248	0.5	N/A	ND	PASS
Azoxystrobin	0.003 / 0.009	0.01	N/A	ND	PASS
Benzovindiflupyr	0.003 / 0.009	0.01	N/A	ND	PASS
Bifenthrin	0.003 / 0.009	0.01	N/A	ND	PASS
Bifenthrin	0.021 / 0.064	≥ LOQ	N/A	ND	PASS
Boscalid	0.003 / 0.009	0.01	N/A	ND	PASS
Buprofezin	0.006 / 0.019	≥ LOQ	N/A	ND	PASS
Carbaryl	0.007 / 0.020	0.025	N/A	ND	PASS
Carbofuran	0.003 / 0.008	0.01	N/A	ND	PASS
Chlorantraniliprole	0.006 / 0.018	≥ LOQ	N/A	ND	PASS
Chlorfenapyr*	0.005 / 0.015	1.5	N/A	ND	PASS
Chlorpyrifos	0.013 / 0.039	0.5	N/A	ND	PASS
Clofentezine	0.003 / 0.009	0.01	N/A	ND	PASS
Clothianidin	0.008 / 0.025	0.025	N/A	ND	PASS
Coumaphos	0.003 / 0.010	0.01	N/A	ND	PASS
Cyantraniliprole	0.003 / 0.010	0.01	N/A	ND	PASS
Cyfluthrin	0.052 / 0.159	≥ LOQ	N/A	ND	PASS
Cypermethrin	0.051 / 0.153	≥ LOQ	N/A	ND	PASS
Cyprodinil	0.003 / 0.008	0.01	N/A	ND	PASS
Daminozide	0.026 / 0.077	≥ LOQ	N/A	ND	PASS
Deltamethrin	0.059 / 0.180	≥ LOQ	N/A	ND	PASS
Diazinon	0.006 / 0.017	≥ LOQ	N/A	ND	PASS
Dichlorvos (DDVP)	0.012 / 0.038	0.05	N/A	ND	PASS
Dimethoate	0.003 / 0.009	0.01	N/A	ND	PASS
Dimethomorph	0.016 / 0.050	≥ LOQ	N/A	ND	PASS
Dinotefuran	0.010 / 0.030	0.05	N/A	ND	PASS
Diuron	0.013 / 0.040	≥ LOQ	N/A	ND	PASS
Dodemorph	0.012 / 0.035	≥ LOQ	N/A	ND	PASS
Endosulfan sulfate	0.016 / 0.048	2.5	N/A	ND	PASS
Endosulfan-III *	0.004 / 0.014	2.5	N/A	ND	PASS
Endosulfan-II *	0.006 / 0.019	2.5	N/A	ND	PASS
Ethoprophos	0.003 / 0.009	0.01	N/A	ND	PASS
Etofenprox	0.014 / 0.042	≥ LOQ	N/A	ND	PASS
Etoxazole	0.007 / 0.020	≥ LOQ	N/A	ND	PASS

Continued on next page



Pesticide Analysis *Continued*

PESTICIDE TEST RESULTS - 05/11/2023 *continued* ✔ PASS

COMPOUND	LOD/LOQ (µg/g)	ACTION LIMIT (µg/g)	MEASUREMENT UNCERTAINTY (µg/g)	RESULT (µg/g)	RESULT
Etridiazole*	0.002 / 0.005	0.15	N/A	ND	PASS
Fenhexamid	0.003 / 0.008	≥ LOQ	N/A	ND	PASS
Fenoxycarb	0.003 / 0.010	0.01	N/A	ND	PASS
Fenpyroximate	0.007 / 0.020	≥ LOQ	N/A	ND	PASS
Fensulfothion	0.003 / 0.010	0.01	N/A	ND	PASS
Fenthion	0.003 / 0.010	0.01	N/A	ND	PASS
Fenvalerate	0.033 / 0.099	≥ LOQ	N/A	ND	PASS
Fipronil	0.003 / 0.010	0.01	N/A	ND	PASS
Flonicamid	0.007 / 0.022	0.025	N/A	ND	PASS
Fludioxonil	0.003 / 0.010	0.01	N/A	ND	PASS
Fluopyram	0.003 / 0.009	0.01	N/A	ND	PASS
Hexythiazox	0.003 / 0.010	≥ LOQ	N/A	ND	PASS
Imazalil	0.003 / 0.009	0.01	N/A	ND	PASS
Imidacloprid	0.003 / 0.010	0.01	N/A	ND	PASS
Iprodione	0.077 / 0.233	0.5	N/A	ND	PASS
Kinoprene	0.077 / 0.233	1.25	N/A	ND	PASS
Kresoxim-methyl	0.006 / 0.019	0.15	N/A	ND	PASS
λ-Cyhalothrin	0.068 / 0.206	≥ LOQ	N/A	ND	PASS
Malathion	0.003 / 0.009	0.01	N/A	ND	PASS
Metalaxyl	0.003 / 0.010	0.01	N/A	ND	PASS
Methiocarb	0.003 / 0.008	0.01	N/A	ND	PASS
Methomyl	0.008 / 0.025	0.025	N/A	ND	PASS
Methoprene	0.172 / 0.521	≥ LOQ	N/A	ND	PASS
Mevinphos	0.008 / 0.024	0.025	N/A	ND	PASS
MGK-264	0.015 / 0.047	≥ LOQ	N/A	ND	PASS
Myclobutanil	0.003 / 0.009	0.01	N/A	ND	PASS
Naled	0.021 / 0.064	≥ LOQ	N/A	ND	PASS
Novaluron	0.002 / 0.005	0.025	N/A	ND	PASS
Oxamyl	0.017 / 0.051	1.5	N/A	ND	PASS
Paclobutrazol	0.003 / 0.010	0.01	N/A	ND	PASS
Parathion-methyl	0.016 / 0.050	≥ LOQ	N/A	ND	PASS
Pentachloronitrobenzene*	0.004 / 0.012	≥ LOQ	N/A	ND	PASS
Permethrin	0.056 / 0.168	≥ LOQ	N/A	ND	PASS
Phenothrin	0.016 / 0.047	≥ LOQ	N/A	ND	PASS
Phosmet	0.007 / 0.020	≥ LOQ	N/A	ND	PASS
Piperonyl Butoxide	0.010 / 0.029	1.25	N/A	ND	PASS
Pirimicarb	0.003 / 0.009	0.01	N/A	ND	PASS
Prallethrin	0.015 / 0.046	≥ LOQ	N/A	ND	PASS
Propiconazole	0.027 / 0.080	≥ LOQ	N/A	ND	PASS
Propoxur	0.003 / 0.008	0.01	N/A	ND	PASS
Pyraclostrobin	0.003 / 0.010	0.01	N/A	ND	PASS

Continued on next page



Pesticide Analysis *Continued*

PESTICIDE TEST RESULTS - 05/11/2023 *continued* ✔ PASS

COMPOUND	LOD/LOQ (µg/g)	ACTION LIMIT (µg/g)	MEASUREMENT UNCERTAINTY (µg/g)	RESULT (µg/g)	RESULT
Pyrethrins	0.016 / 0.049	≥ LOQ	N/A	ND	PASS
Pyridaben	0.005 / 0.017	0.02	N/A	ND	PASS
Pyriproxyfen	0.003 / 0.009	≥ LOQ	N/A	ND	PASS
Resmethrin	0.013 / 0.039	0.05	N/A	ND	PASS
Spinetoram	0.003 / 0.010	0.01	N/A	ND	PASS
Spinosad	0.003 / 0.010	0.01	N/A	ND	PASS
Spirodiclofen	0.031 / 0.093	≥ LOQ	N/A	ND	PASS
Spiromesifen	0.016 / 0.050	≥ LOQ	N/A	ND	PASS
Spirotetramat	0.003 / 0.010	0.01	N/A	ND	PASS
Spiroxamine	0.020 / 0.062	≥ LOQ	N/A	ND	PASS
Tebuconazole	0.003 / 0.010	0.01	N/A	ND	PASS
Tebufozide	0.003 / 0.008	0.01	N/A	ND	PASS
Teflubenzuron	0.007 / 0.022	0.025	N/A	ND	PASS
Tetrachlorvinphos	0.003 / 0.008	0.01	N/A	ND	PASS
Tetramethrin	0.021 / 0.063	≥ LOQ	N/A	ND	PASS
Thiabendazole	0.006 / 0.020	≥ LOQ	N/A	ND	PASS
Thiacloprid	0.003 / 0.009	0.01	N/A	ND	PASS
Thiamethoxam	0.003 / 0.010	0.01	N/A	ND	PASS
Thiophanate-methyl	0.013 / 0.040	≥ LOQ	N/A	ND	PASS
Trifloxystrobin	0.003 / 0.009	0.01	N/A	ND	PASS



Mycotoxin Analysis


MYCOTOXIN TEST RESULTS - 05/24/2023 ✔ PASS

Mycotoxin analysis utilizing high-performance liquid chromatography-mass spectrometry (HPLC-MS).

Method: QSP 1212 - Analysis of Pesticides and Mycotoxins by LC-MS

COMPOUND	LOD/LOQ (µg/kg)	ACTION LIMIT (µg/kg)	MEASUREMENT UNCERTAINTY (µg/kg)	RESULT (µg/kg)	RESULT
Aflatoxin B1	1.6 / 5.0	5	N/A	ND	PASS
Aflatoxin B2	1.4 / 4.1		N/A	ND	
Aflatoxin G1	1.6 / 4.9		N/A	ND	
Aflatoxin G2	1.6 / 5.0		N/A	ND	
Total Aflatoxin		20		ND	PASS
Ochratoxin A	1.6 / 5.0	5	N/A	ND	PASS



 **Residual Solvents Analysis**
Continued

RESIDUAL SOLVENTS TEST RESULTS - 05/05/2023 *continued* ✔ PASS

COMPOUND	LOD/LOQ (µg/g)	ACTION LIMIT (µg/g)	MEASUREMENT UNCERTAINTY (µg/g)	RESULT (µg/g)	RESULT
3-Methylhexane	0.235 / 0.785		N/A	ND	
3-Ethylpentane	0.304 / 1.012		N/A	ND	
n-Heptane	13.12 / 43.72		N/A	ND	
Total Heptanes		1000		ND	PASS
Benzene	0.089 / 0.295	2	N/A	ND	PASS
Toluene	0.115 / 0.382	180	N/A	ND	PASS
1,3-Dimethylbenzene / 1,4-Dimethylbenzene	0.451 / 1.502		N/A	ND	
1,2-Dimethylbenzene (o-Xylene)	0.387 / 1.289		N/A	ND	
Total Xylenes		430		ND	PASS
Methanol	53.92 / 163.4	600	N/A	ND	PASS
Ethanol	8.984 / 27.23	1000	N/A	ND	PASS
2-Propanol (Isopropyl Alcohol)	8.421 / 25.52	1000	N/A	ND	PASS
Acetone	10.59 / 32.08	1000	N/A	ND	PASS
Ethyl Acetate	1.123 / 3.745	1000	N/A	ND	PASS

 **Heavy Metals Analysis**

Heavy metal analysis utilizing inductively coupled plasma-mass spectrometry (ICP-MS).

Method: QSP 1160 - Analysis of Heavy Metals by ICP-MS

HEAVY METALS TEST RESULTS - 05/04/2023 ✔ PASS

COMPOUND	LOD/LOQ (µg/g)	ACTION LIMIT (µg/g)	MEASUREMENT UNCERTAINTY (µg/g)	RESULT (µg/g)	RESULT
Arsenic	0.02 / 0.1	1.5	N/A	ND	PASS
Cadmium	0.02 / 0.05	0.5	N/A	ND	PASS
Lead	0.04 / 0.1	0.5	N/A	ND	PASS
Mercury	0.002 / 0.01	1.5	N/A	ND	PASS

80528


Organic Raspberry Lemonade Gummies

Batch ID or Lot Number: 230613E	Test: Microbial Contaminants	Reported: 26Jun2023	USDA License: N/A
Matrix: Finished Product	Test ID: T000246729	Started: 21Jun2023	Sampler ID: N/A
	Method(s): TM25 (qPCR) TM24, TM26, TM27 (Culture Plating): Microbial (Colorado Panel)	Received: 20Jun2023	Status: Active

Microbial

Contaminants	Method	LOD	Quantitation Range	Result	Notes
STEC	TM25: PCR	10 ⁰ CFU/25g	NA	Absent	Free from visual mold, mildew, and foreign matter
Salmonella	TM25: PCR	10 ⁰ CFU/25g	NA	Absent	
Total Yeast and Mold*	TM24: Culture Plating	10 ¹ CFU/g	1.0x10 ² - 1.5x10 ⁴	None Detected	
Total Aerobic Count*	TM26: Culture Plating	10 ² CFU/g	1.0x10 ³ - 1.5x10 ⁵	None Detected	
Total Coliforms*	TM27: Culture Plating	10 ¹ CFU/g	1.0x10 ² - 1.5x10 ⁴	None Detected	

Final Approval



Eden Thompson-Wright
26Jun2023
09:58:00 AM MDT

PREPARED BY / DATE



Brianne Maillot
26Jun2023
04:56:00 PM MDT

APPROVED BY / DATE



<https://results.botanacor.com/api/v1/coas/uuid/15e970c2-0883-4d77-90ee-92e026c328ee>

Definitions

* Values recorded in scientific notation, a common microbial practice of expressing numbers that are too large to be conveniently written in decimal form. Examples: 10² = 100 CFU, 10³ = 1,000 CFU, 10⁴ = 10,000 CFU, 10⁵ = 100,000 CFU
CFU/g = Colony Forming Units per Gram, LOD = Limit of Detection
ULOQ = Upper Limit of Quantitation, LLOQ = Lower Limit of Quantitation
STEC = Shiga Toxin-Producing E. coli

Testing results are based solely upon the sample submitted to SC Laboratories, Inc., in the condition it was received. SC Laboratories, Inc., warrants that all analytical work is conducted professionally in accordance with all applicable standard laboratory practices using validated methods. Data was generated using an unbroken chain of comparison to NIST traceable Reference Standards and Certified Reference Materials. This report may not be reproduced, except in full, without the written approval of SC Laboratories, Inc. ISO/IEC 17025:2017 Accredited by A2LA.



Cert #4329.02

CDPHE Certified

15e970c208834d7790ee92e026c328ee.1